

A Shikoku dog, a breed from Japan, is shown standing on a paved surface. The dog has a thick coat with a mix of dark brown, black, and white fur. Its tail is large and bushy, curled over its back. The background is slightly blurred, showing a stone wall and some greenery.

The Shikoku

FCI 319


Country of origin **Japan**
Recognized **2/1/1982**

Most important to look for in a Shikoku

The most important to look for in a Shikoku are their **heads** and **expression**. You should be **impressed by their looks**. Especially their **proudness**.

What makes them so impressive we will explain more in this power point to you.





HEAD

- FCI STANDARD
- **Head:**
Skull: Forehead broad.
Stop: Shallow, but defined.
- **Cheeks:** Well developed.
- **Eyes:** Nearly triangular, not too small, and dark brown colored. The outer corners of the eyes are slightly upturned.
- **Ears:** Small, triangular, slightly inclining forward and firmly pricked.
- **Nose:** Black.

Head



Side view of a correct Shikoku head.
Shallow, but defined stop, correct position of ears, tight lips, powerfull neck



Top view of a correct Shikoku head.
Nice strong wedge-shaped muzzle, Nasal bridge straight, placed in a broad forehead.
Very nice developed cheeks.



VERY Typical

NOT Typical at all!!

Based on to open/round eyes and the ears are to pointy and not traingular and to straight up on the head instead of a bit forward

• **VERY Typical**



NOT Typical

Too big ears for the size of the head, the nasal-bridge is too narrow.

End of the eyes are not going slightly upwards to the ears with the result in not having a proud expression. Too pointy ears and not well set.



• VERY Typical

Beautiful eyes, correct size and shape. Beautiful small ears and well set as it should be, a bit forward. The ends of the eyes are going a bit upwards in a straight line to the ears.

Beautiful feminine look

Muzzle is nice wide, strong nasal-bridge.



NOT Typical

Very small eye and not nearly triangle, but more ovalshaped. Ears are too big compared to its head. Ears are set too much up instead of a bit forward. Muzzle is too small in width, and too sunken under the eyes.

Side view Shikoku head

Very **correct** side view

Ear tops are going too far forward it is **incorrect**



Body

FCI standard:

Withers: High, well developed.

Back: Straight and strong.

Loin: Broad and muscular.

Chest: Deep, ribs well sprung.

Belly: Slightly tucked up.

Tail: Set on high, thick and carried over the back vigorously curled or curved like a sickle. The tip nearly reaches the hocks when let down.



Forequarters



Shoulders: Moderately sloping with developed muscles.


Upper arm: Forming a moderate angle with shoulder blade.

Metacarpus (Pastern): Slightly oblique.

This dog got beautiful type, correct eyes and ears. Perfect tail set, but **very straight shoulder & no chest deepth.**

Great shoulder placement and chest deepth

This dog got a gorgeous type,nice eyes and ear set within the correct size. Excellent tail set aswell, but **very straight shoulder & no chest deepth**



Chest deep from the ribs



FCI Standard:

Chest: Deep, ribs well sprung.

Explanation:

The rib cage should be visible from the front. This means in most cases it would be deep enough.

It is not correct when it is not visible this means that the rib cage is not far enough down. Younger dogs can't have it so well developed as a full grown shikoku (5/6+ years old) this comes with age.



Chest

Correct chest depth

Very nice chest depth, but this can't be expected from a young dog. It develops with the years/age.

To straight chest

There is not enough chest bone at all and it will also never come. The dog is matured enough.



Chest

Nice chest

Nice developed chest bone, but almost no stop on the head visible.



To Straight chest

There is no chest bone and very straight shoulder too, But type and head proportions are more preferable on this dog



Front

FCI breed standard:

Elbow: Set close to the body.

Forearm: Straight and clean cut.

Explanation:

Nice straight front would not just mean that the front goes straight in to the legs down to the ground.

Their front angulations should be still visible even from this direction and you should be able to see the rib cage from here.

Like I mentioned before the correct angulations in the front are hard to find. And in both standards Nippo and FCI, it's told like explained here.

These two dogs are very nice examples of a correct front.



Good examples of the shikoku tail

3 examples of a great shikoku tail

"a good curled tail is when the end of the tail is towards to ass of the dog"

*High set good curled tail a very correct tail


*Still high enough set tail with a beautiful curl with a circle in the middle
(Most preferred by the Japanese judges)

*Sickle tail (you don't see often in the shikoku)




Back angulations

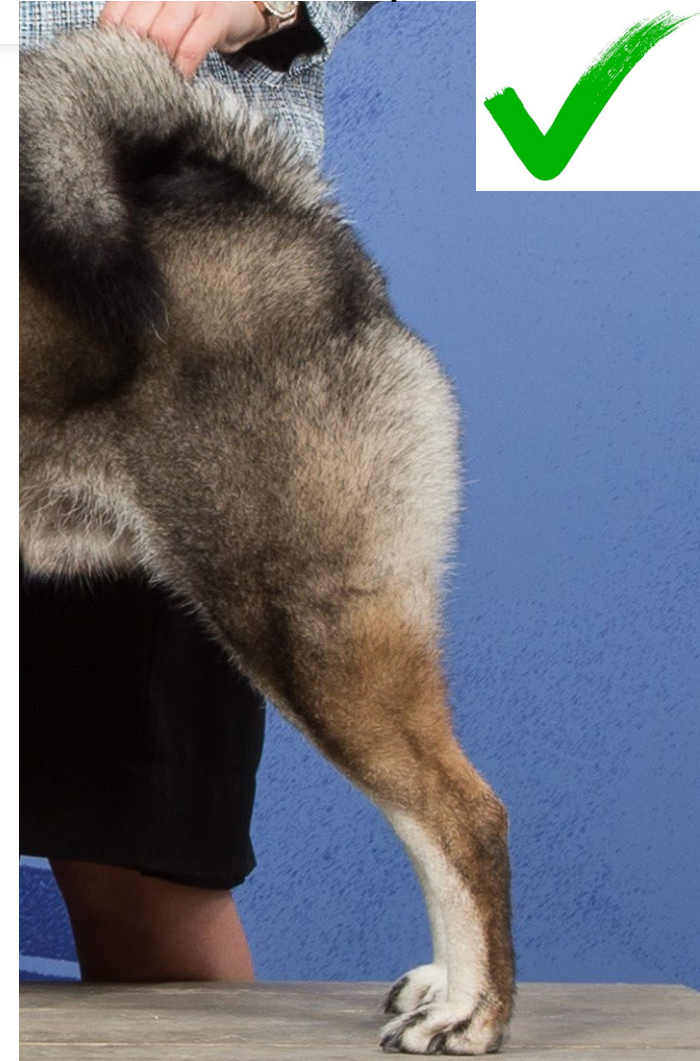
Very correct
Moderately angulated
and very tough



Very bad
Too much over angulation and
not tough, also bad tail set



Very correct back
angulations.
Powerful, with
enough muscles and
well developed .





Feet

FCI Standard:

Feet: Tightly closed with well arched toes. Pads thick and elastic.
Nails: hard and black or dark in colour.

Explanation:

Pictures speak for themselves



Movement

FCI Standard:

Resilient and light. Action is quick and turning is possible.

Explanation:

Movement should be powerful and with a easy going on drive and enough drive in front and back. The drive must be showing the pads of the feet from behind.

They are bred to run in mountains and flat field so the drive is very important.





Movement

We speak about a straight front and back movement, but we would like to see it like this in motion.

A bit difficult to show in pictures, but the legs don't go from chest straight down to the ground but a little "just a little" towards inside. In front and back movement and we would like to see the bottom of the dogs paws when the dogs walks away from you.

We would like to see a powerfull and good drive in back and a well balanced gait in total.





The definition of shikoku colours

Sesame(pic1)

Most common, but the color can vary from more light or more dark it is a different color definition when it becomes lighter or darker..

Red Sesame (pic 2)

Less common, it exist in some lines and they can go towards **Red** what seems like a color like the Shiba without the sesame black hairs and is also accepted in this breed since a couple of years. Not preferable as they will be bred to each other we will lose pigment in nails, eyes etc..

Black sesame (pic 3) also more rare. Some lines can produce black sesame and some will never produce. There are more black hairs visible then red.

Black and Tan (pic 4) is very very rare especially in the right markings that are required for this color. The dots (Called Yotsume=4 eyes) above the eyes should be there and the right Urajiro should be visible. Japanese breeders sometimes use them when they have lack of pigmentation they say.

Gakuhou Go Mabi Tabuchisou

A **very important dog** in the **Shikoku breed**, if not the most important!!
This dog was born in the 80's.

This dog is in 90% of all Shikoku population nowadays. Most of the good looking and correct Shikoku's that are out here are line bred on this dog.

Marvelous head and expression even back then he already had that great strong, but elegant body.

Some people/breeders say that the good bodies that we are looking for like mentioned in this powerpoint is something from this time. Many Shikoku's doesn't have the right body because they are not "modern type". Well this dog gives the right answer to that nonsens. All Shikoku's should have good and correct bodies if we look at these history Shikoku.





Ungaku Go Izumo Yanosou

Date of Birth: 25 AUG 1991

**NIPPO Winner of Education
and Culture Minister price**

Son of the dog mentioned the page
before.

As you can see nice build body,
strong muscular head. Great type,
expression and head proportions.



Shungaku Go Izumo Yanosou

This is the half brother from the dog mentioned on the page before. Different mother, but same father.

Very impressive head, but not that much bone especially for a male. this is something you also can see in the offsprings he brought into the breed and dogs who are line bred on this dog. If you compare to the offspring of his half brother and who are line bred on his brother

Nowadays these lines are also bred back to eachother what can give some varieties in a litter.

Nippo winners in the past



Nippo winners last few years



Most winning Shikoku ever WORLD WIDE



- **Yuu-Saiki v.d Egmat**

The first Shikoku that won a **BEST IN GROUP & all breed BEST IN SHOW.**

He won the **dog of the year** competition in The Netherlands 2014 with **BEST IN SHOW**
4 times world winner + BOB

Currently he has #34 BIS on his name and is record holder for many years in a row.



3 x BEST IN SHOW in 1 weekend

Miyuki-Hayato v.d Egmatto

A very beautiful example of the breed very typical, super temperament and very powerfull, great body and movement. This dog is used a lot in this power point as example of the breed.

Multi Best in Group winner, Multi Best in Show winner, Best in Show Specialty under Mr. Bessho (JKC president)

Nippo winner 2014 NL under Mr. Iwasa (9 months old)

3 times in a row WORLD WINNER



"The breed standard is build on this dog"

Words from Mr. Iwasa (highly respected Nippo judge)

Hayato-Michi v.d Egmató

**Nippo winner 2014 + BOB +
BEST IN SHOW under Mr. Iwasa**

3 times WORLD champion + BOS





The Shikoku



**We would like to
thank all of you for
watching and the
interest to learn
about this wonderful
breed: The Shikoku**

Egitte van Veghel
Willem van Loon
Gianne Hesselmans

